




Organized in 1971, the Rogue Flyfishers seek to promote fellowship among individuals and groups to further interest in the sport, to improve angling techniques, and to educate members and the public in ways to preserve and improve natural resources, environment, and conditions for fishing in the Rogue Valley.

PROGRAM

John Kreft



John Kreft is this month's featured speaker and will present a program entitled "A Secret River West of Sisters...the Metolius". While his famous quote is "there are no fish in the Metolius" - some fly fishers know better. His presentation will include fishing access points along the river, the fish available, bug life, and a few tips about his method of catching the elusive Redsides, Brown Trout, and Bull Trout in the river.

John is renowned for his famous "John Kreft flies" which he has graciously donated dozens and dozens to the Central Oregon Flyfishers (COF) monthly raffle. He has managed the COF Winter Fly Tying since 2012 and contributes to the Fly of the Month column in the COF newsletter.

In addition to the COF activities, John was the treasurer for the Oregon Council - IFFF for 4 ½ years and Chair of the 2015 and 2016 NW Fly Tying & Fly Fishing Expo in Albany. He has been an exhibition fly tyer at the NW Expo, Western Idaho Fly Fishing Expo (Boise), Northern California Fly Tying Expo (Redding), and several national IFFF Fairs. He is on the board of Central Oregon Project Healing Waters, teaching fly tying and fly fishing to veterans.

Lastly, John started the website *RiverKeeper Flies* (www.johnkreft.com) in March 2014, which is a great resource to novice and experienced anglers. His weekly posts include a variety of topics including fly fishing, fly tying, and volunteer work. A couple of notable tabs on the webpage includes **Fly Patterns** (including Crooked River flies) and **Resources** (knots, hook and bead conversion charts). Many pictures accompany the posts and fly patterns to help with his story-telling style.

John and his wife Karen (a noted fly fisher in her own right) live in Sisters.

Rogue Flyfishers
PO Box 4637
Medford, Oregon 97501
www.rogueflyfishers.org

Board of Directors

			term
President	Dave Roberts	541-601-5658	2017
V. President	Keith Hardcastle	541-878-1471	2018
Treasurer	Theresa Schumacher	541-702-2153	2017
Secretary	Alex Rachowicz	541 324 7730	2018
Board Member	Don Dabney	541 855 9394	2018
Board Member	David Haight	541-855-9043	2018
Board Member	Jack Patterson	541-779-3759	2018
Board Member	John MacDiarmid	541-664-8391	2017
Board Member	Jon Iverson	541-292-1871	2018
Board Member	Will Johnson	541-488-6454	2017
Board Member	Stephen Day	661-742-5835	2017

Committee Heads

Casting Chair	John MacDiarmid	541-664-8391
Conservation	John Ward	541-884-2015
Conservation Field Coordinator	Paul Rickerson	541-261-3188
E-mail Coordinator	Tom Collett	541-531-8501
Fly Tying Chair	Dave Roberts	541-601-5658
Librarian	Dick Chambers	541-608-9686
Librarian (Assistant)	Jim Harleman	541-858-7159
Membership	Theresa Schumacher	541-702-2153
News Editor	Steve Ostrander	541-772-0749
Outings	David Haight	541-855-9043
Program Coordinator	Will Johnson	541-488-6454
Roadside Cleanup Holy Water	Bill Ackermann	541-857-6154
Roadside Cleanup Hwy 62	Greg Hart	530-643-3235
Webmaster	Steve Ostrander	541-772-0749

President's Message

Hi everyone! Thank you to all who attended the last meeting. I want to thank Steve Day for his outstanding program on Pyramid Lake with all the history and techniques of fishing it. I felt it was one of the best ever programs. Thanks also to Keith Hardcastle for the fly tying demo. He did a wonderful job.

There are a lot of activities coming up for this year - great outings, trips and classes. I would like to hear from all of you on other activities, programs and classes that you are interested in that we may be able to do.

Dan Kellogg, Chuck Huntington and I tied at our first show of the year in Reedsport, OR the end of February. We are gearing up for the Northwest Flytyers and Fly Fishing Expo in Albany, OR on the 10th & 11th of March. I know a lot of our other members will also be going. Then the shows just keep rolling on and on for the rest of the year.

Some of our members have been getting some fishing time in with the water living up to its unpredictable self. It has been a slow start for me. I am looking forward to chasing some callibaetis hatches on Oregon's high lakes. I've been tweaking some of those fly patterns and that is almost as much fun to me as fishing them.

I am also wanting to get to meet and fish with some of our new members and some old ones, also. I would like to try going to some of the spring creeks in Oregon, N. California and Idaho, let everyone know when & where I will be camping and invite anyone who's interested to meet me there to fish. I won't be guiding, just available to help you if you want.

May the Fish be with you,
David E Roberts

AUCTION NOTE

MAY 24 TH IS THE DATE

YOUR PROCUREMENT TEAM LED BY DON DABNEY HAS REALLY BEEN HARD AT WORK EVERY SINGLE DAY. LETS NOT LET THEIR HARD WORK GO UNNOTICED, RESERVE YOUR SEAT FOR THE AUCTION NOW.

WE WENT OUT ON A LIMB THIS YEAR AND RESERVED A WONDERFUL VENUE, BUT WE HAVE ONLY 38 RESERVED SEATS AS OF YESTERDAY. WE CAN SEAT 160 SO TELL ALL YOUR FRIENDS ABOUT IT. WE HAVE HOTEL /BB STAYS FOR YOU AND YOUR LOVED ONE AND LOTS OF OTHER NON RELATED FISHING ITEMS. WE HAVE SOMETHING FOR ALMOST EVERYONE. TELL EVERYONE. WE ARE GOING TO ADVERTISE IN THE NEWSPAPER REAL SOON, SO IF YOU DON'T WANT TO MISS OUT ON A GREAT TIME, YOU'LL NEED TO RESERVE YOUR SPOTS.
EMAIL MIKE MASTERS OR DON DABNEY RIGHT AWAY

Mmasters2243@charter.net

Drdabney49@gmail.com

OUTING POSTPONED

The outing to the South Umpqua River and Cow Creek scheduled for Saturday, March 4, is being postponed. The streams are already high, and the forecast is calling for rain and for the rivers to rise dramatically on Friday and Saturday. Those that are interested in trying to reschedule the trip once the streams drop into shape should email David Haight at tmdrhaight@infostructure.net to get on the contact list.

An Introduction To The Art, Science and Joy of Fly Fishing

In this one day class for beginners and novices you will learn everything you need to get started fishing the Rogue for steel head and trout. The class will cover wading equipment, rods, reels, lines, leaders and flies. Basic knots will be taught and there will be a section on entomology, aquatic insects, and the flies that imitate them. The final lesson will be on presenting the fly and casting. If you have a rod, reel and line, bring it but do not go out and buy one for the class. We will cover what rod to buy in the class. The club has rods for the class, let the instructor know if you will need one. Each year in late May and early June a large stone fly hatch occurs in the upper Rogue River above Shady Cove. The class will cover how to fish this hatch. We will also pick an evening to visit the "Holy Water" and cast our stone flies over feeding rainbows.

You must be a current member of the Rogue Flyfishers to take this class. There will be a \$10 charge to cover the cost of a small book, The Curtis Creek Manifesto .

The class will be held on April 15 from 9 to 3:30 at the club house for the Madrone Hill Mobile Home Park. The park is located at 8401 Old Stage Road not far from Gold Hill. Traveling North on I-5 take Exit 40 at Gold Hill and proceed South on the Old Stage Road towards Jacksonville, the park is well identified on the right.

John MacDiarmid an FFF Certified Casting Instructor is the class instructor. Email him at johnmmacdmid@gmail.com to register for the class. There will be a limit of 12 students, **you must be pre registered to attend**. Folks that signed up at the RFF beginning fly tying class are already registered, you will be contacted by John.

NWEXPO

Who among us have not thought about fishing "The Park"... Yellowstone that is, or at some time needed or wanted an introduction to chironomid fishing? Well you can get a classroom introduction on both subjects and much, much more at the annual EXPO held in Albany on the second weekend of March every year. While there, you can take classes on numerous fly tying subjects and fly casting techniques AND watch some of the most gifted tiers in the NW tie their favorites. The EXPO is a large facility and 40+ tiers at a time will be tying in the middle of the room. They change every few hours. You can just stroll the tables and sit down across from a tier tying a pattern or using a technique you want to learn about. Or you can look at the schedule, i.d. a tier you are familiar with and make sure you are at his or her station at the designated time. If that's not enough, several booths with conservation groups and fly shops are on the periphery. You can see the latest "stuff" and score some deals...bring your allowance. Then there are the raffles, dinner and auction. I have been attending over 10 years and would not miss it. I try to stay at the Comfort Suites which is within walking distance and is full of folks attending the show. Just punch in NWEXPO and you can see all the activities and make reservations for the classes. Hope to see you there! John MacDiarmid

It's time to print our Membership Directories for 2017

We will be printing the directories at the beginning of April and mailing them by the end of April.

Only paid members will receive a copy.

In order to be listed in the directory, your 2017 dues have to be paid by the end of March.

So if you have not already done so, and want to be listed in our Membership Directory, the deadline to pay your dues is March 31st.

Payments received after March 31st will still be accepted and credited to you for your 2017 dues but you will not be included in the Membership Directory.

Charter Members and Honorary Life Members are automatically listed in the directory each year.

Mail your dues to: Rogue Flyfishers, P.O. Box 4637, Medford, OR 97501

or you can pay by PayPal from our website www.rogueflyfishers.org

Fly Fisher's Luncheon

Fly fisher's luncheon on 7 March at McGrath's Fish House at 63 E. Stewart Ave across the street from Fredies. We will meet and eat at noon. Bring your appetite, and fish stories, and FF gear if you want to hit the streams afterward.

Bob Shuck

Fresh Water Trust for Bear Creek

One of the Club members (Rick Davis) is signing an agreement with the US Bureau of Reclamation, administered via the "Fresh Water Trust" to have major salmon/steelhead habitat restoration work on the section of Bear Creek he owns. Rick would like to invite interested RFF members to visit this project entailing the building of seven large wooden habitats (buried logs).

Sprague River Fishing Closed until April 21, 2017

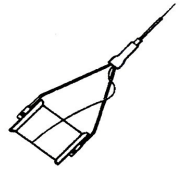
The main stem Sprague River, including North Fork and South Fork, were closed to all fishing Jan. 23, 2017 and will reopen April 22, 2017. This closure **IS NOT** printed for Sprague River on page 63 of the 2017 Oregon Sport Fishing Regulation. ODFW announced the emergency regulation in order to protect spawning red-band trout from stress and mortality associated with fishing pressure and handling.

Red-band trout spawning in Sprague River spend most of their lives in Upper Klamath Lake, and in fall move into the river up to 90 miles (one way) to spawn. The fish later return to the lake to access better and more diverse food sources.

Sprague River formerly closed after October 31 to protect spawning fish. ODFW increased fishing opportunity by opening Sprague River year-round in 2014.

On The Fly

"Fly tying is a school from which we never graduate"



PATTERN OF THE MONTH-Stayner Ducktail

Hook - 3X long nymph hook, size 4-12.
Thread - Black 6/0.
Tail - Orange hackle fibers.
Body - Olive chenille or dubbing.
Rib - Oval gold tinsel.
Hackle - Orange or rust brown.
Wing - Duck flank.



Tying Instructions:

- 1) Start by wrapping a thread base on the hook shank to a point above the barb.
- 2) Tie in a tail consisting of a small bunch of orange hackle fibers the length of the hook shank.
- 3) Tie in the gold oval tinsel and the olive chenille body materials.
- 4) Wind the chenille to about the $\frac{3}{4}$ point on the shank.
- 5) Wrap four even turns of the tinsel as ribbing and tie off at the $\frac{3}{4}$ point.
- 6) Tie in the hackle feather at the $\frac{3}{4}$ point and wrap four turns and tie off.
- 7) Tie in a wing consisting of a bunch of duck flank feathers on top of the shank. The tips should reach to end of tail.
- 8) Form the head, whip finish and cement.

Note: The hackle can be tied in as a beard. Try both versions.

This streamer pattern was developed in the 1920's by Ruel Stayner in Idaho and was originally designed to take perch in the many excellent stillwater fisheries around his home area. Ruel owned and operated a sporting goods store down the street from our own Dick Bonamarte's motel in Twin Falls, Idaho. According to Dick, the Stayner Ducktail not only caught perch but "ripped their lips" on the large trout of Magic Reservoir and Henry's Lake. Between the 1950's and the 1980's. Stillwater enthusiasts like Ruel from Idaho developed a number of effective fly patterns for arid-country reservoirs on which they popularized the use of float tubes. Guys like Ruel, Dick, and Marv Taylor were just a few of many anglers that made up the early Idaho Float Tube Navy, as Dick calls it. We can thank these "pioneers of the pond" for many of the stillwater float tube patterns and techniques we enjoy today.

Mr. Bonamarte recommends a size 6-8 hook having a 3-4X long shank, no weight, a sinking line, and a 6-7 foot leader. You can cast it out and do a 6-inch stripping return or just troll it. A blonde version of the Ducktail can be tied by using tan chenille for the body. Tie some up for the coming stillwater season. Take them on a test flight and let me know how they worked for you.

TYING TIPS - Fast Water, Slow Water

I'm sure all of you tiers are busy tying up patterns for the upcoming season. When you choose patterns consider where these flies will be used. A caddis fly, for example, is often tied full and bushy for fast water conditions so it will float high and can be seen in turbulent water. Slow water conditions, on the other hand, dictate the same caddis fly be imitated with a sparser more realistic dressing. No matter what the pattern, it's a good idea to prepare some of each style when you get your material out for a tying session.



“ROLLIN’ DOWN THE RIVER” DINNER & AUCTION

SPONSORED BY
ROGUE FLY FISHERS CLUB

MAY 24, 2017

**LOCATION: JACKSON COUNTY EXPO FAIRGROUNDS
PADGHAM PAVILION -CENTRAL POINT, OREGON**

(lots of parking & NO stairs)

**\$25 ENTRY FEE INCLUDES BUFFET DINNER CATERED BY ROSARIO’S
DINNER WILL BEGIN AT 6:10PM.**

**** SILENT AUCTION RUNS FROM 4:30-5:50pM**

****BUCKET RAFFLE BEGINS AT 4:30 & CLOSSES PROMPTLY AT 6:00 PM**

****THE STEELHEAD PADDLE RAFFLE BEGINS AT 7:00 PM**

****LIVE AUCTION WILL BEGIN AT 7:10 PM AND CONCLUDE BY 8:45**

DRIFT TRIPS, STILLWATER TRIPS, CUSTOM RODS, REELS, FLY TYING TOOLS & MATERIALS, GOLF PACKAGES, WINE BASKETS, CAMERAS, FISHING ACCESSORIES, CUSTOM HANDTIED FLIES BY SOME OF OUR VALLEY’S TOP FLY TYERS, HOTEL ACCOMMODATIONS AND MANY OTHER ITEMS WILL BE YOURS FOR THE CHOOSING.

SEATING IS LIMITED TO THE FIRST 160 PRESOLD TICKETS. PURCHASE TICKETS BY APRIL 1ST AND YOU’LL BE ELIGIBLE FOR OUR EARLY BIRD DRAWING. YOU CAN RESERVE & PURCHASE YOUR SEAT BY EMAILING Mmasters2243@charter.net

Once accepted, make check out to Rogue Fly fishers for **\$25.00** for each seat and mail to:

MIKE MASTERS
2591 SAVANNAH DR
CENTRAL POINT, OR 97502

DINNER MENU

ROSARIO’S FAMOUS LASAGNA, BAKED SALMON, GREEN & CAESAR SALADS, VEGETABLES

Anyone with dietary issues can contact Mike Masters and accommodations can be made.

[**Mmasters2243@charter.net**](mailto:Mmasters2243@charter.net)

Gary Lewellyn, DMD



ADC DENTAL AND DENTURE CLINIC 541-772-8280
720 Bennett Avenue, Medford (East of Tinseltown Theaters)

"Our purpose is to save your natural teeth for your lifetime"

If you want your next dental experience to be the best possible, give Gary a call! Over 50 years of dental experience and continuing education in innovative procedures assures you of the best dental care available. Gary can also offer you the unique service of simple non-surgical implants that stabilize troublesome dentures. These are immediately functional with no painful healing time! The hygienist is exceptionally thorough and gentle and the staff is welcoming and supportive. The fees are reasonable too!

Call today and mention your affiliation with The Rogue Flyfishers for a member discount.



Precision Denture, Inc.
Edward G. Eplett, C.D.

Denturist
Full Service Denture Clinic


Dr. Gary Lewellyn is proud to announce his association with Edward Eplett, Certified Denturist, to offer complete denture repair in one hour as well as new or replacement prosthesis. Ed has 20+ years experience and is up on the latest technology for new and long term wear satisfaction..

"I never quit striving for your complete comfort"

720 Bennett Avenue
Medford , Oregon 97504
(541) 772-8280

820E N.E "E " Street
Grants Pass, Oregon 97526
(541) 479-7199

ROGUE FLYFISHERS



JACKSON/JOSEPHINE COUNTIES, OREGON
P.O. BOX 4637
MEDFORD, OR 97501

SUPPORT YOUR LOCAL FLY SHOP

The Ashland Fly Shop	399 E. Main Street at Third, Ashland	541-488-6454
Gary Anderson Custom Rods	1976 Foots Creek Road, Gold Hill	541-582-4318
The Fishin' Hole	21873 Hwy 62, Shady Cove	541-878-4000
Rogue Fly Shop	310 NW Morgan Lane, Grants Pass	541-476-0552
Rogue Valley Anglers	218 E. Main St., Medford	541-973-2988
The Flyway Shop	9349 Hwy. 97 South, Klamath Falls	541-884-3825
Shasta Trout Guide Service	www.shastatrout.com	(530) 926-5763

Rogue Fly Fishers membership **Application** and membership Renewal Form

Applying ___ or renewing ___ as (check one): **Individual** ___ (\$35.00), **Family** ___ (\$45.00), or **Junior** ___ (under 18, \$5.00) Member.
(Note: New members joining Rogue Fly Fishers before June 30th pay a full year dues; **new** members joining after June 30th pay half dues.
Dues accompany your application. With membership, you will receive a member's patch, membership directory, name badge, and letter of further information and welcome. Monthly dinner meetings are held on the third Wednesday of the month with a social Wet Fly from 6:00 to 7:00 p.m. followed by dinner with raffle, announcements and club business, and program until approximately 9:00 p.m.

Renew in December for the following year.

Name: _____. If a family membership,

List Family Member's Names _____ - _____

Address _____ - _____

Best Contact Telephone Numbers: Area Code _____ Number _____ - _____

(2nd best) Number _____ - _____

E-mail Address: _____

If you do not want your e-mail address in the membership directory, check here ____

Member Federation of Fly Fishers? Yes ____ No ____

Prefer using the **Online Newsletter** ____ or by **US Mail** ____?

Amount enclosed _____. Mail completed form and payment to:

Rogue Fly Fishers, PO Box 4637, Medford, Oregon 97501